

HOW TO BOOK YOUR SEAT - BOOTSTRAP DAY - MSC IN COMPUTER SCIENCE

First part: adding the event to your personal profile
If you have already added this event to you personal profile, please go to **Second part**.

1. Go to [this link](#)
2. Check the boxes and enter the service using your UNIMI mail and password


Access

I accept the privacy policy ([view](#))

I have read the rules on access to premises ([view](#))

[Login](#)

3. Click on “Manage your profile” (last icon)



4. Click on “Extracurricular courses” and then “Add”

[+ Extracurricular courses](#)

[Add](#)

You can add up to 10 extra-curricular courses.

5. Fill the fields as reported in the following image:

NOTE: IF YOU DO NOT FIND YOUR COURSE IN "COURSE OF STUDY" MENU, REPEAT STEP (4) CHOOSING "CURRICULAR COURSES"

« Back to your profile data

Add extracurricular courses to your profile

Show/hide search parameters

Didactic structure:

Informatica - Milano

Bachelor type:

magistrale

Course of study:

INFORMATICA (Classe LM-18)

Didactic period:

Primo Semestre

Search

6. In the "Common courses" list, search for "Welcome Day Informatica"

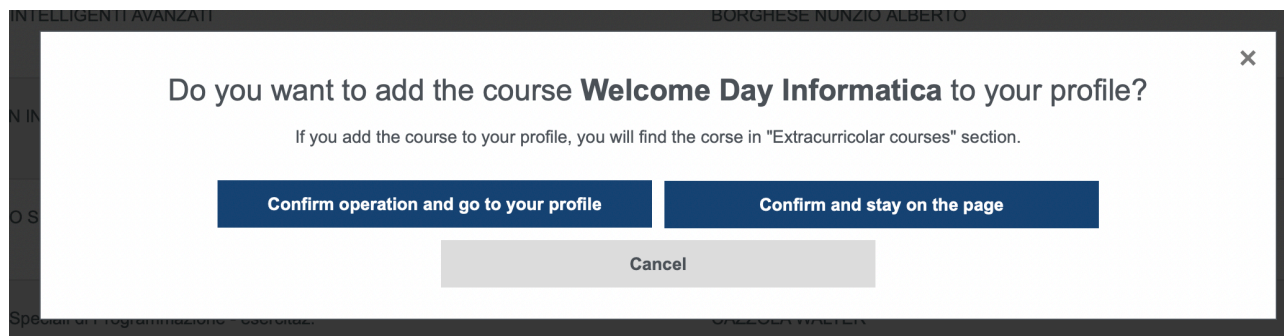
Welcome Day Informatica

MASCETTI SERGIO

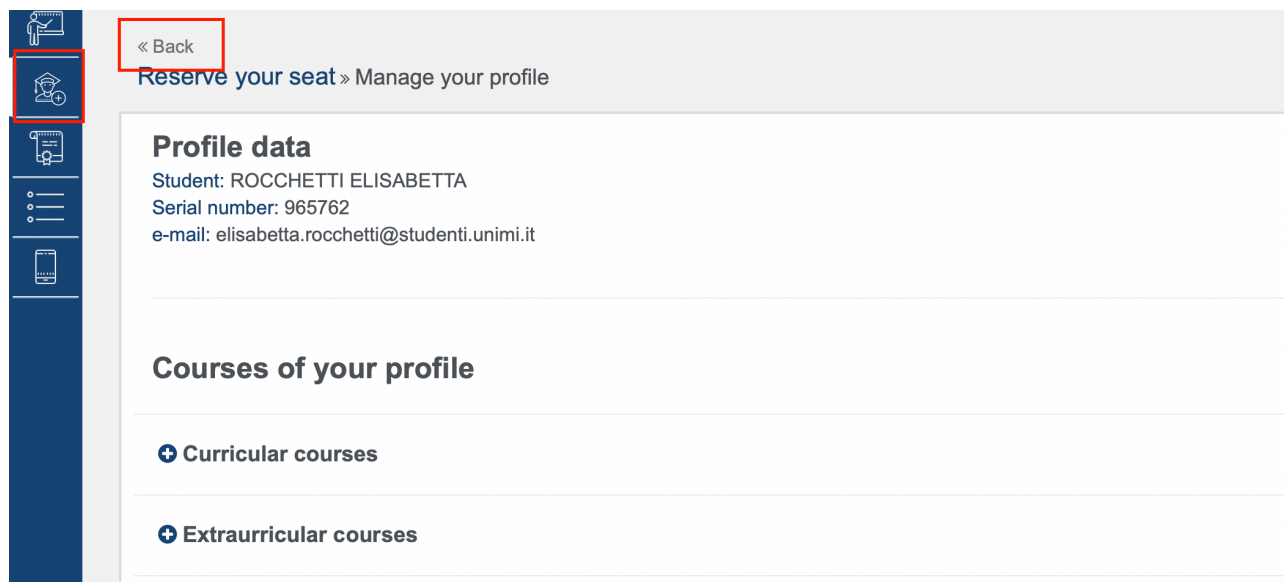


7. Click on "+" symbol on the right

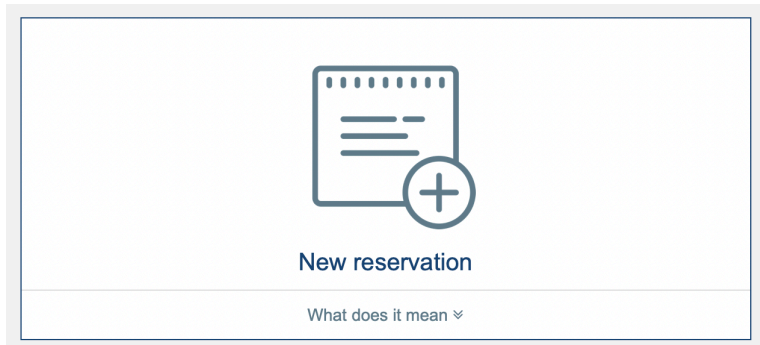
8. Click on "Confirm operation and go to your profile"



9. Go back to "Reserve your seat" page by clicking on either "Back" or the highlighted button (see image below):



Second part: book your seat



1. Click on “New reservation” (first icon)

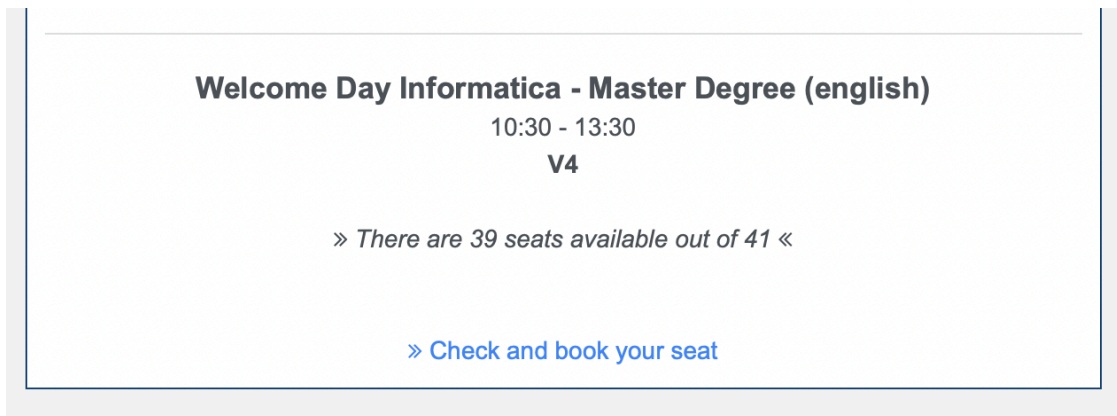
2. Search for “Welcome Day Informatica - Master Degree (English)” event

NOTE: THIS GUIDE IS MEANT TO BE FOLLOWED BY STUDENTS ENROLLED INTO THE MSC COURSE IN COMPUTER SCIENCE.

STUDENTS MUST BOOK THEIR SEAT IN:

• **V4**

IF YOU ARE NOT A STUDENT IN MSC COURSE IN COMPUTER SCIENCE, SEARCH FOR YOUR GUIDE AT <https://orientamento.di.unimi.it/index.php/iniziativa/bday> .



3. Click on “Check and book your seat”

4. Click on “Close”